

# WIRING INSTRUCTIONS

TITLE

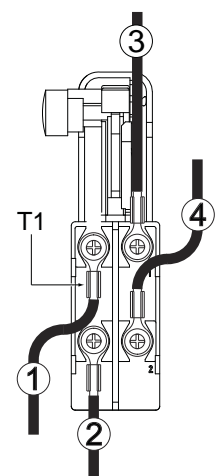
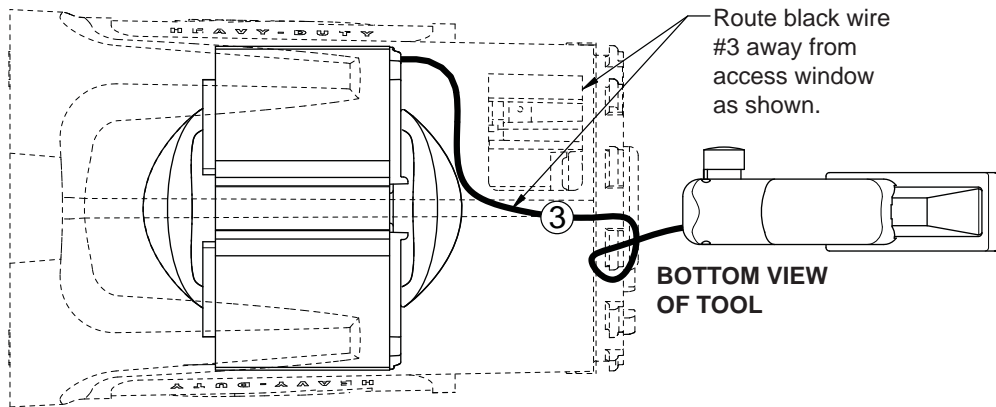
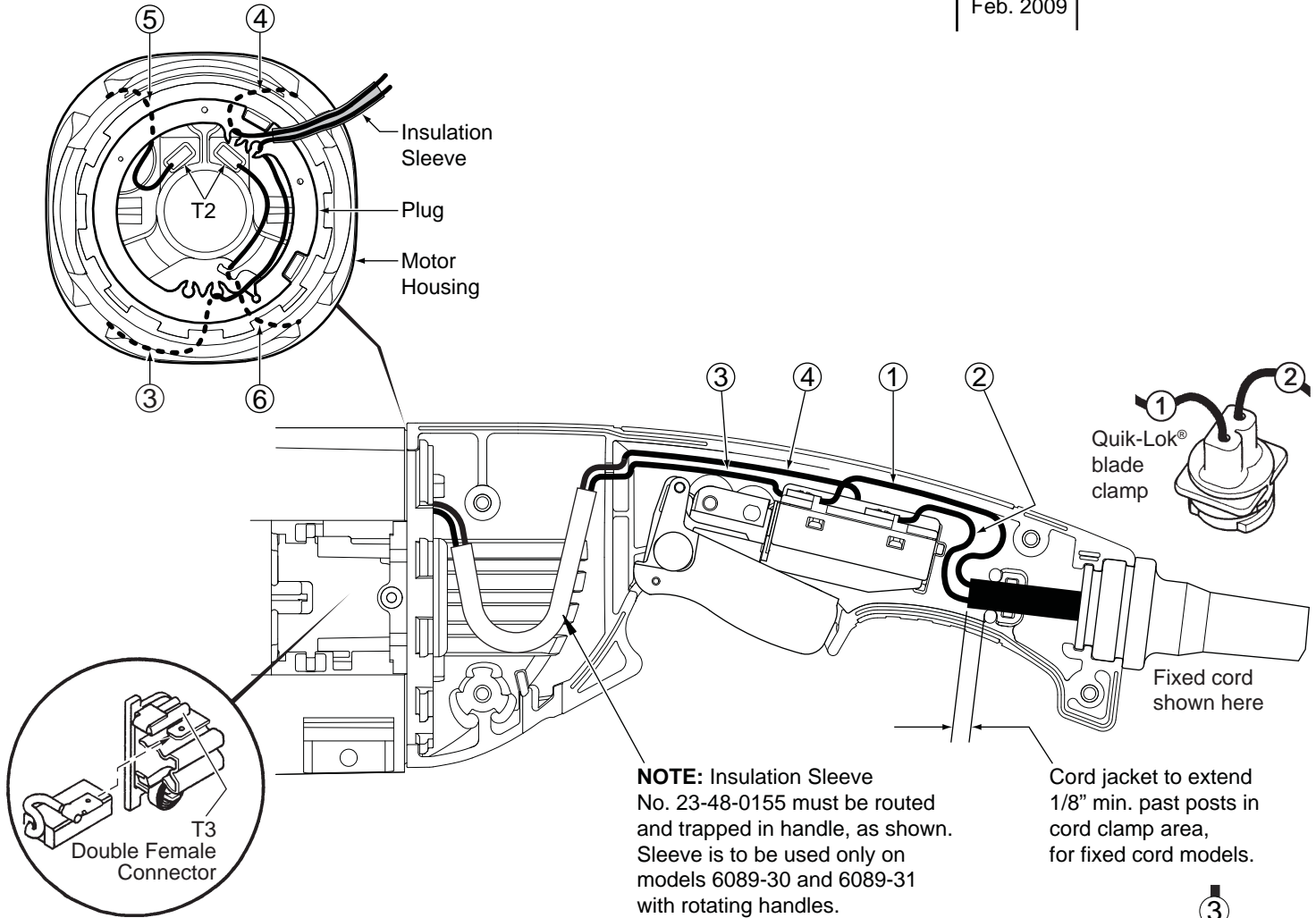
**SANDERS/GRINDERS**

**BULLETIN**

**58-01-1376**

MILWAUKEE ELECTRIC TOOL CORP. 13135 WEST LISBON RD. BROOKFIELD, WIS.

DATE  
Feb. 2009



**WIRING SPECIFICATIONS**

Wire No.	Wire Color	Origin or Gauge	Length	Terminals, Connectors and 1 or 2 End Wire Preparation
1	Black	Cord/Bld Hsg	-----	Component of cord or blade housing assembly. Strip 5/16" for T1.
2	White	Cord/Bld Hsg	-----	Component of cord or blade housing assembly. Strip 5/16" for T1.
3	Black	14	12-3/4"	Component of field. Strip 5/16" for T1.
4	White	14	11"	Component of field. Strip 5/16" for T1.
5	Red	16	5-3/4"	Component of field. Strip 7/32" for T2.
6	White	16	5"	Component of field. Strip 7/32" for T2.

T1	TO SWITCH
T2	TO MOTOR HOUSING
T3	TO BRUSH HOLDER

**TERMINAL DESCRIPTION**

Code	Part No.	Qty.
T1	23-74-0850	4
T2	23-74-0610	2
T3	23-74-2115	2

BULK LEAD WIRE - BULLETIN NO. 58-01-0003